



PRAKASH TEKWANI & ASSOCIATES

CHARTERED ACCOUNTANTS

E-mail Id: prakashtekwani@yahoo.com / Mo. 9978914576, 9426014576

Address: 387, 3rd Floor, Karnavati Plaza, opp. Central Bank of India,
Revdibazar Char Rasta, Kalupur, Ahmedabad- 380001

Annexure V

CERTIFICATE BY THE STATUTORY AUDITOR

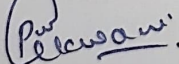
The Chief General Manager
Listing Operation, BSE Limited,
20th Floor, P.J. Towers,
Dalal Street,
Mumbai – 400 001.

Dear Sir,

Sub: Application for "In-principle approval" prior to issue and allotment of 3,00,00,000 Convertible Warrants on preferential basis under Regulation 28(1) of the SEBI (Listing Obligations and Disclosure Requirements), Regulations, 2015.

1. We (Name of the Statutory Auditor/ Practicing Chartered Accountant/ Practicing Company Secretary), hereby certify that the minimum issue price for the proposed preferential issue of CHARTERED LOGISTICS LTD. based on the pricing formula prescribed under Regulation 164 / 165 of Chapter V of SEBI (Issue of Capital and Disclosure Requirements) Regulations, 2018 has been worked out at Rs.7.39.
2. The relevant date for the purpose of said minimum issue price was 22.03.2024
3. The workings for arriving at such minimum issue price or valuation report from Independent Registered Valuer have been attached herewith.
4. The highest trading volume in respect of the equity shares of the issuer has been recorded during the preceding 90 trading days prior to the relevant date on Bombay stock Exchange.
5. We hereby certify that the Articles of Association of the issuer does not provide for a method of determination which results in a floor price higher than that determined under ICDR Regulations, 2018.


For PRAKASH TEKWANI & ASSOCIATES
CHARTERED ACCOUNTANTS
FRN : 120253W



CA PRAKASH TEKWANI
Membership No. 108681
UDIN : 24108681BKGWCT5157

Date: 30/03/2024


Place: Ahmedabad




Calculation of minimum issue price as per prescribed under Chapter V of SEBI (ICDR) Regulations, 2018

I) Weighted Average Price Of 90 Trading Days

Date	No.of Shares	Total Turnover (Rs.)
21-Mar-24	191044	1265118
20-Mar-24	186144	1150794
19-Mar-24	101223	622875
18-Mar-24	29711	189044
15-Mar-24	201109	1262916
14-Mar-24	158291	998788
13-Mar-24	286700	1748850
12-Mar-24	187684	1194765
11-Mar-24	78622	507829
07-Mar-24	80472	528429
06-Mar-24	125883	801225
05-Mar-24	149479	946026
04-Mar-24	240849	1539354
02-Mar-24	12942	86204
01-Mar-24	133853	905155
29-Feb-24	256522	1657950
28-Feb-24	281080	1906426
27-Feb-24	168626	1168146
26-Feb-24	1905720	12750047
23-Feb-24	104487	738997
22-Feb-24	3471448	23776189
21-Feb-24	301808	2192675
20-Feb-24	156878	1167092
19-Feb-24	51476	377621
16-Feb-24	75409	565751
15-Feb-24	113149	869323
14-Feb-24	252628	1860581
13-Feb-24	120535	881398
12-Feb-24	160940	1230917
09-Feb-24	250163	1924748



08-Feb-24	334558	2673316
07-Feb-24	320450	2693213
06-Feb-24	211324	1800581
05-Feb-24	455610	4087442
02-Feb-24	587456	5026721
01-Feb-24	592284	4898676
31-Jan-24	234778	1880995
30-Jan-24	144206	1167074
29-Jan-24	273181	2265148
25-Jan-24	280262	2312884
24-Jan-24	597689	4844437
23-Jan-24	627857	5094013
20-Jan-24	237074	1818449
19-Jan-24	113455	842476
18-Jan-24	165796	1222221
17-Jan-24	108668	808049
16-Jan-24	377515	2808692
15-Jan-24	161408	1275738
12-Jan-24	463951	3790809
11-Jan-24	187639	1512590
10-Jan-24	543444	4354764
09-Jan-24	284593	2249934
08-Jan-24	506647	4049915
05-Jan-24	577399	4453031
04-Jan-24	170814	1258034
03-Jan-24	292881	2070885
02-Jan-24	208007	1479798
01-Jan-24	179181	1314591
29-Dec-23	97728	727760
28-Dec-23	284964	2138719
27-Dec-23	169102	1324871
26-Dec-23	257129	2064170
22-Dec-23	522004	4160072
21-Dec-23	571270	4377993
20-Dec-23	1244695	10572216
19-Dec-23	1176149	9620784
18-Dec-23	706339	5386701
15-Dec-23	2810063	23112643
14-Dec-23	2328727	20577324
13-Dec-23	6515683	53537816
12-Dec-23	2083482	15322910
11-Dec-23	4232802	29693169
08-Dec-23	1981486	12339486
07-Dec-23	2457762	13683538



06-Dec-23	245077	1183039
05-Dec-23	190550	945010
04-Dec-23	383840	1949749
01-Dec-23	106392	515294
30-Nov-23	73431	356272
29-Nov-23	69084	339954
28-Nov-23	116569	577394
24-Nov-23	115321	568460
23-Nov-23	151122	759970
22-Nov-23	196457	975810
21-Nov-23	130725	670168
20-Nov-23	103954	524919
17-Nov-23	131030	659007
16-Nov-23	179735	907215
15-Nov-23	100263	501748
13-Nov-23	69865	348776
TOTAL	48875802	361292666
WAP of 90 Trading Days		7.39

II) Weighted Average Price of 10 Trading days

Date	No. of Shares	Total Turnover (Rs.)
21-Mar-24	191044	1265118
20-Mar-24	186144	1150794
19-Mar-24	101223	622875
18-Mar-24	29711	189044
15-Mar-24	201109	1262916
14-Mar-24	158291	998788
13-Mar-24	286700	1748850
12-Mar-24	187684	1194765
11-Mar-24	78622	507829
07-Mar-24	80472	528429
TOTAL	1501000	9469408
WAP of 10 Trading Days		6.31

Conclusion: The Minimum Price as Per ICDR Regulation, 2018 as amended is higher of I) Weighted Average Price of 90 Trading days or II) Weighted Average Price of 10 Trading days. i.e Rs.7.39/-

